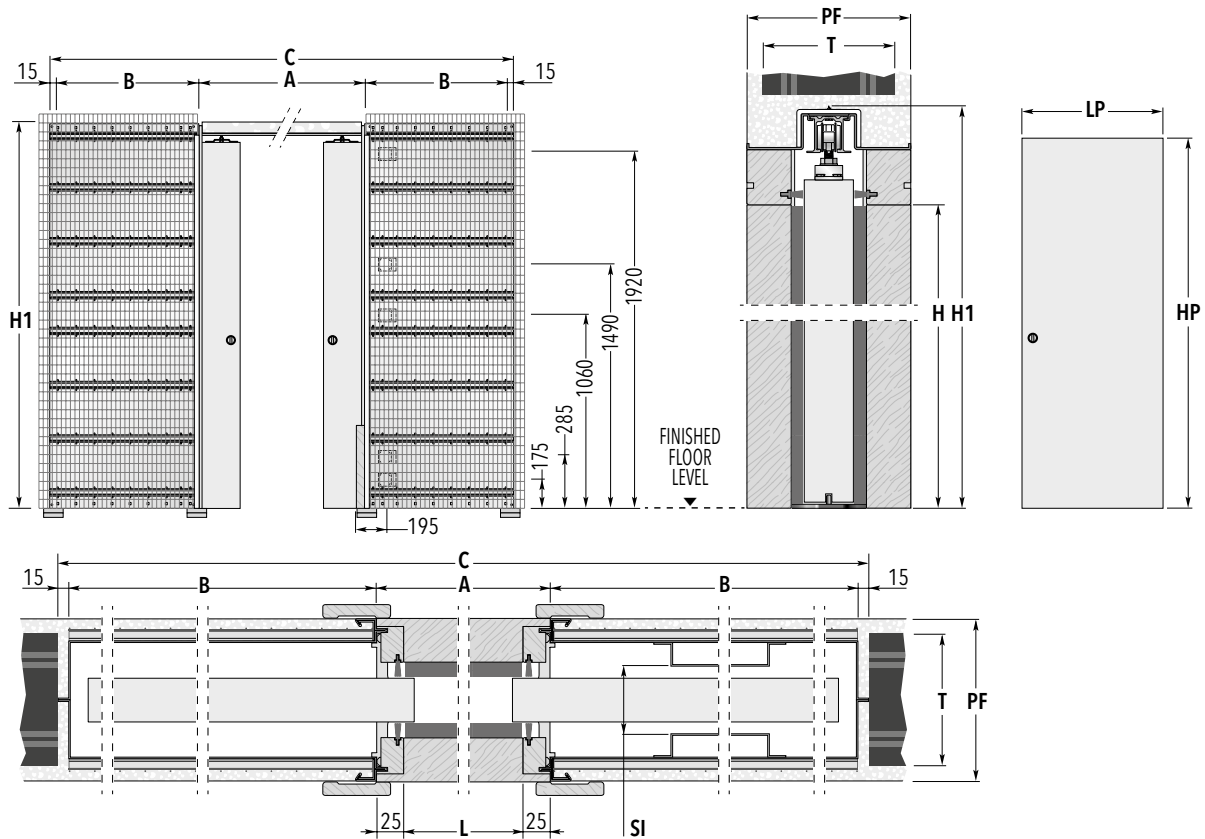
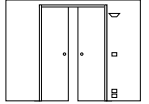


ECLISSE LUCE DOUBLE

SOLID WALL

Sliding door systems for double doors, wiring ready on one side



STANDARD DIMENSIONS

| PASSAGE SIZE L x H | OVERALL DIMENSIONS | | DOOR PANEL* | | |
|-----------------------|--------------------|------|-------------|-----------|-----------|
| | C x H1 | A | B | LP | HP |
| 1200 x 2000/2100 | 2530 x 2090/2190 | 1250 | 625 | 615÷635 | 2010/2110 |
| 1300 x 2000/2100 | 2830 x 2090/2190 | 1350 | 725 | 665÷735 | 2010/2110 |
| 1400 x 2000/2100 | 2930 x 2090/2190 | 1450 | 725 | 715÷735 | 2010/2110 |
| 1500 x 2000/2100 | 3230 x 2090/2190 | 1550 | 825 | 765÷835 | 2010/2110 |
| 1600 x 2000/2100 | 3330 x 2090/2190 | 1650 | 825 | 815÷835 | 2010/2110 |
| 1700 x 2000/2100 | 3630 x 2090/2190 | 1750 | 925 | 865÷935 | 2010/2110 |
| 1800 x 2000/2100 | 3730 x 2090/2190 | 1850 | 925 | 915÷935 | 2010/2110 |
| 1900 x 2000/2100 | 4030 x 2090/2190 | 1950 | 1025 | 965÷1035 | 2010/2110 |
| 2000 x 2000/2100 | 4130 x 2090/2190 | 2050 | 1025 | 1015÷1035 | 2010/2110 |

THICKNESS AVAILABLE

| FINISHED WALL PF | BRICK T | INTERNAL PASSAGE SI |
|---------------------|------------|------------------------|
| 150 | 120 | 64 |



DOOR PANEL

The pocket systems by ECLISSE can host any panel for standard sliding doors on the market.

Dimensions are given in mm



NON STANDARD DIMENSION

counterframes are also available with lengths ranging from 1200 mm to 2600 mm and heights ranging from 1000 mm to 2600 mm.

Frames manufactured in increments of 100 mm (width) and 50 mm (height).



WARNING

- ▶ We recommend to install a door panel with 45 mm maximum thickness (including any frames for glass door).
- ▶ Max door weight 100 kg (150 kg on request).
- ▶ Max electrical box depth 40 mm (2 boxes are supplied).
- ▶ Non standard positions for the electrical boxes are possible (subject to the approval of our technical dept).
- * Wood door panel measures only.



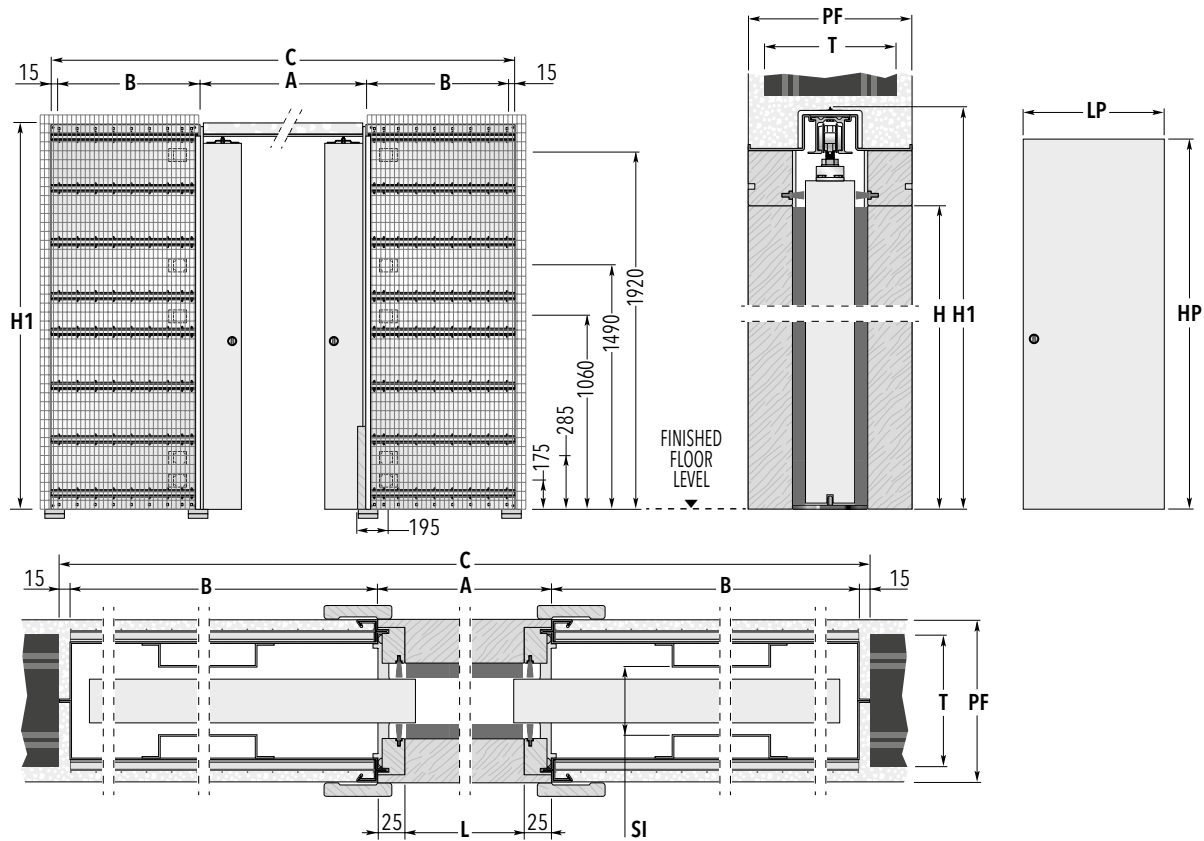
AVAILABLE ACCESSORIES

- ▶ Double Door Co-ordination
- ▶ ECLISSE BIAS™
- ▶ ECLISSE BIAS™ DS
- ▶ Rallenty Soft
- ▶ Motorised unit
- ▶ Anti-warp profile

ECLISSE LUCE DOUBLE

SOLID WALL

Sliding door systems for double doors, wiring ready on both sides



STANDARD DIMENSIONS

| PASSAGE SIZE L x H | OVERALL DIMENSIONS | | DOOR PANEL* | | |
|-----------------------|--------------------|------|-------------|-----------|-----------|
| | C x H1 | A | B | LP | HP |
| 1200 x 2000/2100 | 2530 x 2090/2190 | 1250 | 625 | 615÷635 | 2010/2110 |
| 1300 x 2000/2100 | 2830 x 2090/2190 | 1350 | 725 | 665÷735 | 2010/2110 |
| 1400 x 2000/2100 | 2930 x 2090/2190 | 1450 | 725 | 715÷735 | 2010/2110 |
| 1500 x 2000/2100 | 3230 x 2090/2190 | 1550 | 825 | 765÷835 | 2010/2110 |
| 1600 x 2000/2100 | 3330 x 2090/2190 | 1650 | 825 | 815÷835 | 2010/2110 |
| 1700 x 2000/2100 | 3630 x 2090/2190 | 1750 | 925 | 865÷935 | 2010/2110 |
| 1800 x 2000/2100 | 3730 x 2090/2190 | 1850 | 925 | 915÷935 | 2010/2110 |
| 1900 x 2000/2100 | 4030 x 2090/2190 | 1950 | 1025 | 965÷1035 | 2010/2110 |
| 2000 x 2000/2100 | 4130 x 2090/2190 | 2050 | 1025 | 1015÷1035 | 2010/2110 |

THICKNESS AVAILABLE

| FINISHED WALL PF | BRICK T | INTERNAL PASSAGE SI |
|---------------------|------------|------------------------|
| 150 | 120 | 64 |



DOOR PANEL

The pocket systems by ECLISSE can host any panel for standard sliding doors on the market.

Dimensions are given in mm



NON STANDARD DIMENSION

counterframes are also available with lengths ranging from 1200 mm to 2600 mm and heights ranging from 1000 mm to 2600 mm. Frames manufactured in increments of 100 mm (width) and 50 mm (height).



WARNING

- ▶ We recommend to install a door panel with 45 mm maximum thickness (including any frames for glass door).
- ▶ Max door weight 100 kg (150 kg on request).
- ▶ Max electrical box depth 40 mm (2 boxes are supplied).
- ▶ Non standard positions for the electrical boxes are possible (subject to the approval of our technical dept).
- * Wood door panel measures only.



AVAILABLE ACCESSORIES

- ▶ Double Door Co-ordination
- ▶ ECLISSE BIAS™
- ▶ ECLISSE BIAS™ DS
- ▶ Rallenty Soft
- ▶ Motorised unit
- ▶ Anti-warp profile