

# USER GUIDE TO ECLISSE REVIT MODELS



## ECLISSE BIM PRODUCTS - CONTENTS AND USER MANUAL

### Authoring Software Autodesk Revit 2018

This document provides guidance on the contents and correct use of Revit BIM files produced by ECLISSE.

#### File nomenclature and definition

The BIM product is contained in the .rfa format file “ECLISSE\_Product name”; the native file was created with the Autodesk Revit 2018 BIM authoring software.

In addition to the object file, the company Information Document (abaco) is provided. The Information Document, in .rvt format, contains information about the ECLISSE product. This can be used to calculate quantities and verify the product characteristics in terms of aesthetics, dimensions, physical appearance and performance.

The Information Document has been divided into three categories: **identity data** (manufacturer; model; description; product sheet; technical data sheet; URL), **dimensions** (height, width, overall dimensions), **materials and finishes** (door panel finish, available finishes).

Other alphanumeric information on the product is available in the object’s properties tab.

The designer/user using ECLISSE’s BIM content can calculate the quantities of the products used in his project, manage the quantities for the purchase order and transfer the information about the product used to those carrying out the work.

*The product shown in this user guide is used as an example.*

## How to use ECLISSE BIM content

Download and save ECLISSE .rfa objects in your personal library, then load the BIM family into your project.

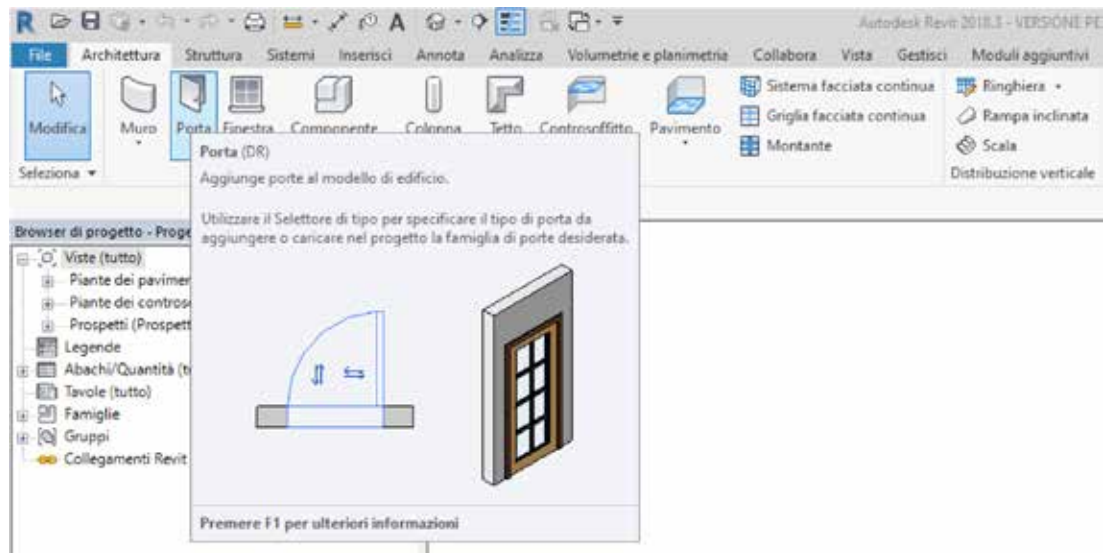
### Load a family



### Positioning of the door

Open a plan view and insert the desired ECLISSE product using the “**Porta**” command and positioning it inside your project.

### Position a door



If you find a .txt file in the downloaded file, file it in the same location as the .rfa file. The .txt file contains the parameters and their values used to create the different types in a given family.

The .txt file includes the type catalogue. Using the type catalogue, you can select and load only the types you want for your personal project, thus reducing the project file.

### Type catalogue

Specifica tipi

Famiglia: ECLISSE\_SYNTESIS\_LINE\_SC ^

Tipi:

Tipo	VOCE DI CAPITOLATO	URL
	(tutto) ▾	(tutto) ▾
90x210cm	<a href="https://www.eclisse.it/it/prodotti/collezione/syntesis">https://www.eclisse.it/it/prodotti/collezione/syntesis</a>	<a href="https://www.eclisse.it/">https://www.eclisse.it/</a>
80x210cm	<a href="https://www.eclisse.it/it/prodotti/collezione/syntesis">https://www.eclisse.it/it/prodotti/collezione/syntesis</a>	<a href="https://www.eclisse.it/">https://www.eclisse.it/</a>
70x210cm	<a href="https://www.eclisse.it/it/prodotti/collezione/syntesis">https://www.eclisse.it/it/prodotti/collezione/syntesis</a>	<a href="https://www.eclisse.it/">https://www.eclisse.it/</a>
60x210cm	<a href="https://www.eclisse.it/it/prodotti/collezione/syntesis">https://www.eclisse.it/it/prodotti/collezione/syntesis</a>	<a href="https://www.eclisse.it/">https://www.eclisse.it/</a>
100x210cm	<a href="https://www.eclisse.it/it/prodotti/collezione/syntesis">https://www.eclisse.it/it/prodotti/collezione/syntesis</a>	<a href="https://www.eclisse.it/">https://www.eclisse.it/</a>
90x240cm	<a href="https://www.eclisse.it/it/prodotti/collezione/syntesis">https://www.eclisse.it/it/prodotti/collezione/syntesis</a>	<a href="https://www.eclisse.it/">https://www.eclisse.it/</a>
100x240cm	<a href="https://www.eclisse.it/it/prodotti/collezione/syntesis">https://www.eclisse.it/it/prodotti/collezione/syntesis</a>	<a href="https://www.eclisse.it/">https://www.eclisse.it/</a>
80x240cm	<a href="https://www.eclisse.it/it/prodotti/collezione/syntesis">https://www.eclisse.it/it/prodotti/collezione/syntesis</a>	<a href="https://www.eclisse.it/">https://www.eclisse.it/</a>
70x240cm	<a href="https://www.eclisse.it/it/prodotti/collezione/syntesis">https://www.eclisse.it/it/prodotti/collezione/syntesis</a>	<a href="https://www.eclisse.it/">https://www.eclisse.it/</a>
60x240cm	<a href="https://www.eclisse.it/it/prodotti/collezione/syntesis">https://www.eclisse.it/it/prodotti/collezione/syntesis</a>	<a href="https://www.eclisse.it/">https://www.eclisse.it/</a>
90x200cm	<a href="https://www.eclisse.it/it/prodotti/collezione/syntesis">https://www.eclisse.it/it/prodotti/collezione/syntesis</a>	<a href="https://www.eclisse.it/">https://www.eclisse.it/</a>
100x200cm	<a href="https://www.eclisse.it/it/prodotti/collezione/syntesis">https://www.eclisse.it/it/prodotti/collezione/syntesis</a>	<a href="https://www.eclisse.it/">https://www.eclisse.it/</a>
80x200cm	<a href="https://www.eclisse.it/it/prodotti/collezione/syntesis">https://www.eclisse.it/it/prodotti/collezione/syntesis</a>	<a href="https://www.eclisse.it/">https://www.eclisse.it/</a>
70x200cm	<a href="https://www.eclisse.it/it/prodotti/collezione/syntesis">https://www.eclisse.it/it/prodotti/collezione/syntesis</a>	<a href="https://www.eclisse.it/">https://www.eclisse.it/</a>
60x200cm	<a href="https://www.eclisse.it/it/prodotti/collezione/syntesis">https://www.eclisse.it/it/prodotti/collezione/syntesis</a>	<a href="https://www.eclisse.it/">https://www.eclisse.it/</a>

Selezionare uno o più tipi tra quelli indicati a destra di ciascuna famiglia

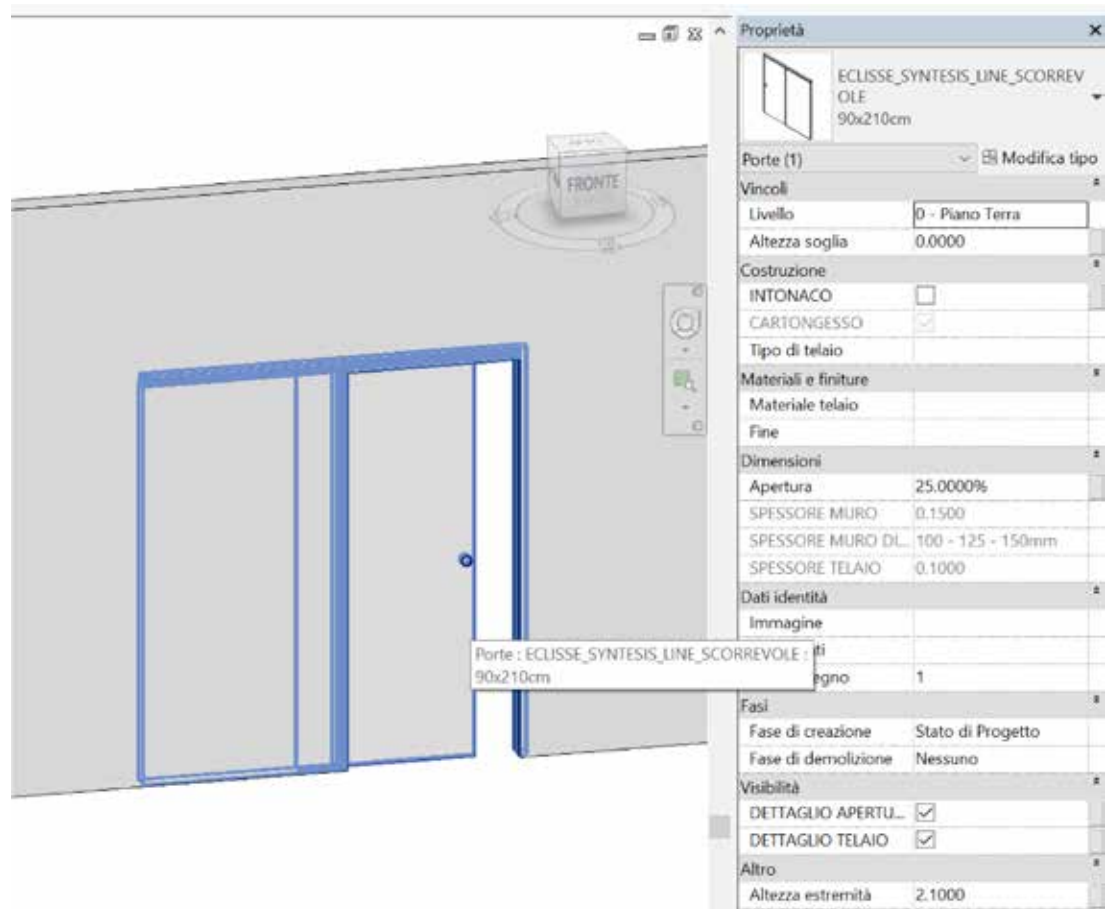
OK Annulla ?

See the technical parameters sheet for help in choosing the correct product.

### Instance parameters

With the instance parameters, you can choose the desired configurations of each product, such as push or pull versions for hinged doors or masonry or plasterboard versions for sliding pocket door systems.


It is also possible to manage the physical opening of the panels in the 3D view and the visibility of the opening direction and any frame details in the elevation views.




### LOG (Level Of Geometry)

The object has been designed with three levels of geometric development visible in plan, elevation and section. In the **Low** level view it is possible to see a symbol in 2D and the structural void in 3D; the **Medium** level shows the simplified geometry of the frame in plan and a rough geometry in 3D; the **High** level shows the detailed section of the frame-counterframe nodes and the geometry of the product with more details in 3D.

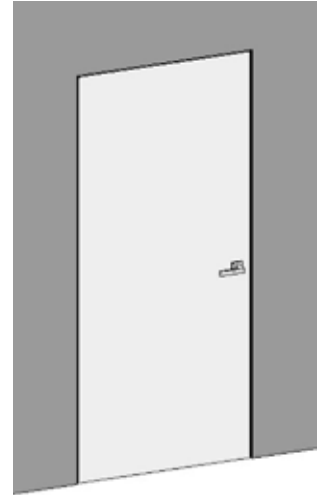
Low level detail



Medium level detail



High level detail





Via Giovanni Pascoli, 7 - 31053 Pieve di Soligo TV - Italy - T. +39 0438 985749  
international.sales@eclisse.it - www.eclisseworld.com